

Parks Committee Agenda
Jefferson County

Date: Monday, August 31, 2020
Time: 10:00 a.m.

Committee Members: Greg David, Jeff Johns, Mike Kelly, Jeff Smith, Augie Tietz

Videoconference OR
Jefferson County Courthouse
311 S. Center Ave, Rm 205
Jefferson, WI 53549

Join Zoom Meeting
<https://zoom.us/j/97003315741?pwd=NHNvQWxoK0Rkamo3NUlwOEtYb3NTZz09>

Meeting ID: 970 0331 5741
Passcode: 586532

Dial by your location
+1 301 715 8592 US (Germantown)

1. Call to order
2. Roll call (establish a quorum)
3. Certification of compliance with the Open Meetings Law
4. Approval of the agenda
5. Approval of Park Committee Minutes for August 3, 2020
6. Communications
7. Public Comment (Members of the public who wish to address the Committee on specific agenda items must register their request at this time)
8. Discussion and Possible Action on 2021 Parks Fee Schedule
9. Discussion on Parks 2021 Budget
10. Discussion and Possible Action on Live Viewing Cameras of Rose Lake at Dorothy Carnes Park
11. Discussion on Project Update Rock River Landing
12. Discussion on Glacial Heritage Area (GHA) – Friends of GHA Activity Update
13. Discussion on 2020 Parks Department Budget
14. Adjourn
15. Next scheduled meeting: October 5, 2020

A Quorum of any Jefferson County Committee, Board, Commission or other body, including the Jefferson County Board of Supervisors, may be present at this meeting.

Individuals requiring special accommodations for attendance at this meeting should contact the County Administrator 24 hours prior to the meeting at 920-674-7101 so appropriate arrangements can be made.

PARKS COMMITTEE MEETING MINUTES
Monday, August 3, 2020 @ 9:00 a.m.
Jefferson County Courthouse, Room 205 and virtual via zoom.us/j/95124177828

1. Call to Order: Meeting called to order by Vice Chair Jeff Johns at 9:00 a.m.
2. Roll Call:
Present: Greg David (virtual), Jeff Johns, Mike Kelly (virtual), Jeff Smith.
Absent: Augie Tietz – excused.
Quorum established. Other staff present: Walt Christensen (virtual), Board Supervisor; Brian Udovich, Highway Operations Manager; Benjamin Wehmeier, County Administrator; Kevin Wiesmann, Parks Supervisor; Mary Truman, Program Assistant Parks
Members of the public present: Frankie Fuller (virtual)
3. Certification of compliance with the Open Meetings Law
Confirmed by B. Wehmeier.
4. Review of Agenda
No changes
5. Approval of June 1, 2020 and July 6, 2020 Parks Committee Minutes.
Smith/David motion to approve the minutes of June 1, 2020 and July 6, 2020. Motion passes on a 4/0 voice vote.
6. Communications
Included in packet
7. Public Comment
None
8. Discussion and Possible Action on amending the Jefferson County Parks Ordinance to prohibit the release of wild and domestic animals in County Parks
Kelly/David motion to approve the Ordinance Amendment to prohibit the release of wild and domestic animals in County Parks. Motion passes on a 3/1 (David) voice vote.
9. Discussion and Possible Action on updating the Jefferson County Parks, Recreation and Open Space Plan
David/Smith motion to approve the Jefferson County Pars, Recreation and Open Space Plan as presented. Motion passes on a 4/0 voice vote.
10. Discussion on completion of Carnes Park Handicap Access Trail
Wiesmann noted that a grant was used to fund 50% of the project and to complete the trail. Photos included the packet. No action taken.
11. Discussion on Project Update Rock River Landing
No action taken

12. Discussion on Signage Installed on Interurban Trail Segment Phase I
Photos of the trail signs were included in the packet. No action taken
13. Discussion on Glacial Heritage Area (GHA) – Friends of GHA Activity Update
No action taken
14. Discussion on 2020 Parks Department Budget
No Action Taken
15. Next scheduled meetings: September 7, 2020
Next meeting scheduled for Monday, August 31, 2020 @ 10:00 am.
16. Adjournment
David/Smith motion to adjourn at 10:33am

Crawfish River Park redo under way in Jefferson County

By Pam Chickering Wilson
pwilson@dailyunion.com

JEFFERSON — A \$10,000 federal grant through the North American Wetland Conservation Act is helping restore habitat for wild animals at Crawfish River Park, while at the same time making the greenspace more accessible for visitors.

The Jefferson County acquired the property that would become Crawfish River Park when the State Highway 26 bypass went in.

At that time, a group of private citizens purchased the orphaned parcel along the Crawfish River to the west of Jefferson and donated it to Jefferson County for use as a park. This group, led by Andy Didion, has continued to be involved in the upkeep of the property, mowing the trails on a regular basis.

In the meantime, the county underwent a visioning process to develop concept designs for the park and its use into the future.

Planners knew that the park eventually would need some work to amend the existing pond structures and to mitigate “junk growth,” that is, non-native species like buckthorn and boxelder that have crowded out native growth and established such a dense stand that

there’s no understory and the area essentially is a monoculture.

The area is also overrun with silver maple.

“After the 2008 flood killed the original groundcover, about 10,000 trees an acre seeded and began to grow,” said Kevin Wiesmann, parks supervisor for the Jefferson County Parks Department. “It’s a super unhealthy stand of trees. Nothing grows under them and there’s nothing holding the ground in place. We need to get rid of them.”

The park restoration project, which started this summer, involved eliminating most of the existing “junk” tree cover and then scraping out the existing ponds and wetlands.

Still to come, the county will be installing new water-control structure to manage the water level and drainage in the area.

Planning for this project actually began in 2014, when the county started engaging Ducks Unlimited and the U.S. Fish and Wildlife Service to develop plans to restore a healthy ecosystem on the property.

In 2019, funding became available specifically for this purpose and the county started to move forward with park renovation plans

and the design and permitting process.

The county had to obtain various levels of permits for the project, Wiesmann said.

Because the property lies in the floodplain, a floodplain permit was necessary. Then there were the various levels of state approval.

Once the county had the correct permits in hand, it bid out the project.

Work started earlier this month as heavy-duty forest mowers took down large areas of tightly packed trees.

“They were so thick you couldn’t walk through it,” Wiesmann said of the trees.

The county was careful to maintain areas of native growth, including large mature willows and cottonwoods.

As the project progresses, the county will be working to re-establish native groundcover and grasses to provide a more healthy and varied environment.

The county also will be reconfiguring ponds so they have varying depths, the better to foster a wider range of species.

“This translates into better nesting habitat for not only ducks, but

also wading birds like herons and sandhill cranes, plus other species like otters, frogs, minnows and other small fish,” Wiesmann said.

In addition, the ongoing renovation will connect two areas of the park which had been almost completely separated by a drainage ditch. The result will be more trails, more accessible areas and more wildlife to view along the way.

Meanwhile, the county will remove old culverts and install new water-control structures between the park’s several ponds, allowing the water level in each to be controlled and proper drainage to be facilitated.

“The ponds drain into each other, and we will be able to set the elevation on each,” Wiesmann said. “It’s good to have some with more standing water and others with more vegetation.”

This project will increase and diversify the types of habitat available and thus, the species that will thrive in the park.

The initial part of the project — taking down vast swaths of junk trees — already is complete. Next will come a week of grading and reseeded. Then there will be a number of follow-up projects over

the next couple of years, the parks manager said.

Berms will be built between the ponds and trails reconfigured. The ultimate vision for the park is to make it a haven for ducks and other wildlife and to provide a reststop for migrating species, Wiesmann said.

“We’ll have to keep coming in for a while to mitigate all of the little woody sprouts that keep popping up,” he said.

“Once the initial culverts are in, we’ll keep the property dry to better facilitate the continuing work,” he added.

In the meantime, the county is working on wildlife management plans for the property.

The work has been contracted out using federal grant funds. Jaekel Bros. is doing the excavating and grading work. Midwest Prairie handled the forestry mowing.

The trails within the park are closed for the initial part of the process, although the adjacent paved bike trail which runs between Jefferson and Fort Atkinson remains open.

However, for most of the project, the park will be open to the public, Wiesmann said.

Nashville mural highlights Dolly Parton’s Black Lives Matter quote



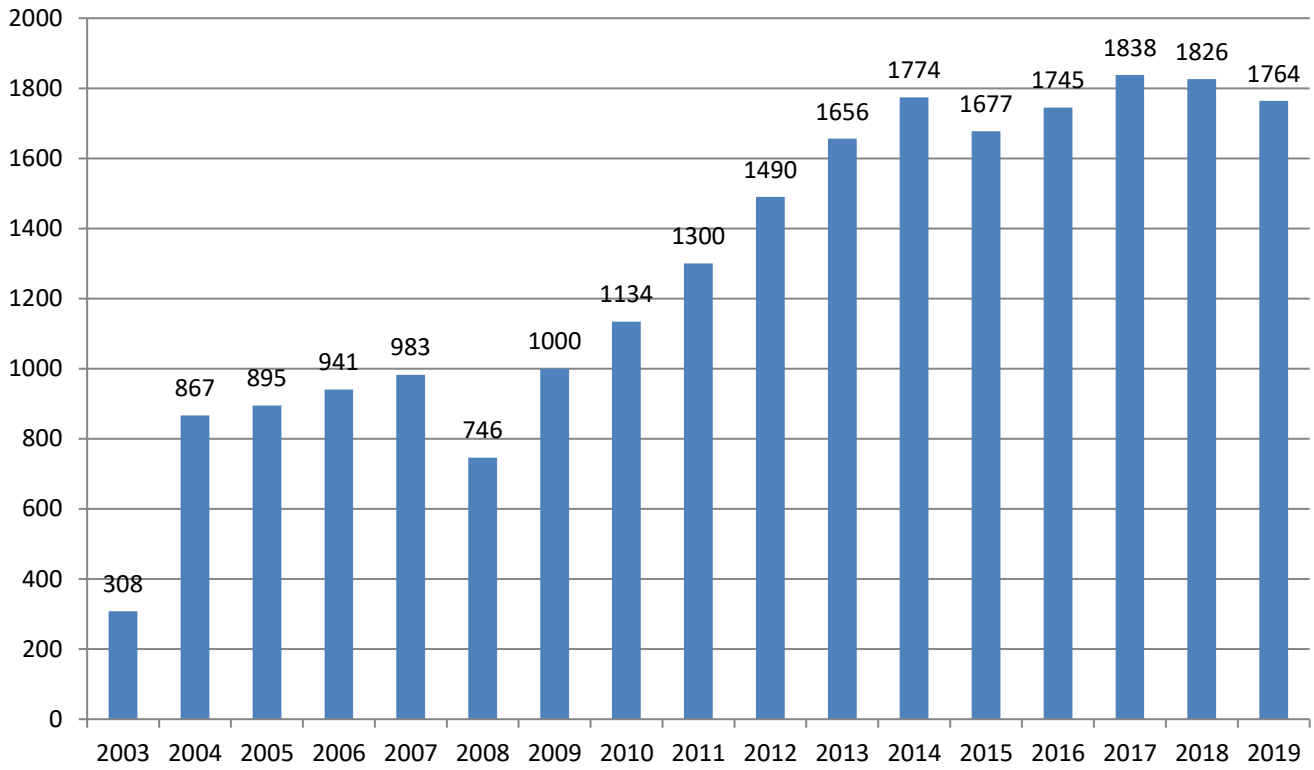
		2014	2015	2016	2017	2018	2019	2020
Parks								
	Dog Park							
	Annual Tag-1st Dog (County Resident)	20.00	25.00	25.00	25.00	25.00	25.00	25.00
	Annual Tag-1st Dog (Non-County Resident)	25.00	30.00	30.00	30.00	30.00	30.00	30.00
	Annual Tag-Senior Citizen	10.00	10.00	15.00	15.00	15.00	15.00	15.00
	Annual Tag - Disabled				15.00	15.00	15.00	15.00
	Additional Annual Tag	10.00	10.00	15.00	15.00	15.00	15.00	15.00
	Additional Annual Tag (Non-County Resident)							20.00
	Replacement Tag	10.00	10.00	10.00	10.00	10.00	10.00	10.00
	Daily Permit-(Resident or Non-County Resident)	5.00	5.00	5.00	5.00	5.00	5.00	5.00
	Camping-Carnes Park East	15.00	15.00	15.00	20.00	20.00	20.00	20.00
	Camping - Cappie's Landing				20.00	20.00	20.00	20.00
	Camping - Other					20.00	20.00	20.00
	Gardens - Korth					20.00	20.00	20.00
	Gardens - Carnes					12.50	12.50	12.50
	Gardens - Carnes					25.00	25.00	25.00
	Shelter Rentals (All Fees Subject to Sales Tax)							
	(All shelter rentals require a \$50 security deposit, which is refundable if the rental site is left in acceptable condition.)							
	External Structures (tents, bouncy houses, etc.)				50.00	50.00	50.00	50.00
	Cappie's Landing Park							
	Resident 1-100 Persons						35.00	35.00
	Resident 101-200 Persons						85.00	85.00
	Non-Resident 1-100 Persons						40.00	40.00
	Non-Resident 101-200 Persons						95.00	95.00
	Carlin Weld Park							
	Resident 1-100 Persons	45.00	45.00	50.00	50.00	50.00	50.00	65.00
	Resident 101-200 Persons			105.00	105.00	105.00	105.00	120.00
	Non-Resident 1-100 Persons	54.00	54.00	60.00	60.00	60.00	60.00	75.00
	Non-Resident 101-200 Persons			110.00	110.00	110.00	110.00	125.00
	Cold Spring Creamery							
	Resident 1-100 Persons	30.00	30.00	35.00	35.00	35.00	35.00	35.00
	Resident 101-200 Persons			85.00	85.00	85.00	85.00	85.00
	Non-Resident 1-100 Persons	36.00	36.00	40.00	40.00	40.00	40.00	40.00
	Non-Resident 101-200 Persons			95.00	95.00	95.00	95.00	95.00
	Dorothy Carnes Park (Electricity)							
	Resident 1-100 Persons	60.00	60.00	65.00	65.00	65.00	65.00	70.00
	Resident 101-200 Persons			120.00	120.00	120.00	120.00	125.00
	Non-Resident 1-100 Persons	72.00	72.00	80.00	80.00	80.00	80.00	85.00
	Non-Resident 101-200 Persons			130.00	130.00	130.00	130.00	135.00

	2014	2015	2016	2017	2018	2019	2020
Garman Nature Preserve							
Resident 1-100 Persons							35.00
Resident 101-200 Persons							85.00
Non-Resident 1-100 Persons							40.00
Non-Resident 101-200 Persons							95.00
Kanow Park							
Resident 1-100 Persons	45.00	45.00	50.00	50.00	50.00	50.00	65.00
Resident 101-200 Persons			105.00	105.00	105.00	105.00	120.00
Non-Resident 1-100 Persons	54.00	54.00	60.00	60.00	60.00	60.00	75.00
Non-Resident 101-200 Persons			110.00	110.00	110.00	110.00	125.00
Korth Park-Elm Point Rd (Electricity)							
Resident 1-100 Persons	60.00	60.00	65.00	65.00	65.00	65.00	70.00
Resident 101-200 Persons			120.00	120.00	120.00	120.00	125.00
Non-Resident 1-100 Persons	72.00	72.00	80.00	80.00	80.00	80.00	85.00
Non-Resident 101-200 Persons			130.00	130.00	130.00	130.00	135.00
Korth Park, Pavilion							
Resident 1-100 Persons	100.00	100.00	110.00	110.00	110.00	110.00	125.00
Resident 101-200 Persons			160.00	160.00	160.00	160.00	175.00
Non-Resident 1-100 Persons	120.00	120.00	130.00	130.00	130.00	130.00	150.00
Non-Resident 101-200 Persons			180.00	180.00	180.00	180.00	200.00
Korth Park, Pavilion and Kitchen							
Resident 1-100 Persons	175.00	175.00	185.00	185.00	185.00	185.00	200.00
Resident 101-200 Persons			250.00	250.00	240.00	250.00	275.00
Non-Resident 1-100 Persons	195.00	195.00	225.00	225.00	225.00	225.00	250.00
Non-Resident 101-200 Persons			275.00	275.00	275.00	275.00	300.00
Pohlmann Park							
Resident 1-100 Persons	30.00	30.00	35.00	35.00	35.00	35.00	40.00
Resident 101-200 Persons			85.00	85.00	85.00	85.00	90.00
Non-Resident 1-100 Persons	36.00	36.00	40.00	40.00	40.00	40.00	45.00
Non-Resident 101-200 Persons			95.00	95.00	95.00	95.00	100.00
Rock Lake Park (Lower/Lakeside)							
Resident 1-100 Persons	60.00	60.00	65.00	65.00	65.00	65.00	75.00
Resident 101-200 Persons			120.00	120.00	120.00	120.00	125.00
Non-Resident 1-100 Persons	72.00	72.00	80.00	80.00	80.00	80.00	90.00
Non-Resident 101-200 Persons			130.00	130.00	130.00	130.00	150.00
Rock Lake Park (Upper/Hillside)							
Resident 1-100 Persons	45.00	45.00	50.00	50.00	50.00	50.00	65.00
Resident 101-200 Persons			105.00	105.00	105.00	105.00	115.00
Non-Resident 1-100 Persons	54.00	54.00	60.00	60.00	60.00	60.00	75.00
Non-Resident 101-200 Persons			110.00	110.00	110.00	110.00	125.00

	2014	2015	2016	2017	2018	2019	2020
Rock River Park							
Resident 1-100 Persons	30.00	30.00	35.00	35.00	35.00	35.00	35.00
Resident 101-200 Persons			85.00	85.00	85.00	85.00	85.00
Non-Resident 1-100 Persons	36.00	36.00	40.00	40.00	40.00	40.00	40.00
Non-Resident 101-200 Persons			95.00	95.00	95.00	95.00	95.00
Rome Pond Park							
Resident 1-100 Persons	45.00	45.00	50.00	50.00	50.00	50.00	50.00
Resident 101-200 Persons			105.00	105.00	105.00	105.00	105.00
Non-Resident 1-100 Persons	54.00	54.00	60.00	60.00	60.00	60.00	60.00
Non-Resident 101-200 Persons			110.00	110.00	110.00	110.00	110.00
Welcome Travelers Park							
Resident 1-100 Persons	30.00	30.00	35.00	35.00	35.00	35.00	50.00
Resident 101-200 Persons			85.00	85.00	85.00	85.00	105.00
Non-Resident 1-100 Persons	36.00	36.00	40.00	40.00	40.00	40.00	60.00
Non-Resident 101-200 Persons			95.00	95.00	95.00	95.00	110.00
(All group permit requests exceeding 100 people requires a shelter rental fee)							
Cappie's Landing Park							
100-300 Persons						35.00	35.00
301+ Persons						85.00	85.00
Carlin Weld Park							
100-300 Persons				50.00	50.00	50.00	50.00
301+ Persons				105.00	105.00	105.00	105.00
Cold Spring Creamery							
100-300 Persons				35.00	35.00	35.00	35.00
301+ Persons				85.00	85.00	85.00	85.00
Dorothy Carnes Park (Electricity)							
100-300 Persons				65.00	65.00	65.00	65.00
301+ Persons				120.00	120.00	120.00	120.00
Kanow Park							
100-300 Persons				50.00	50.00	50.00	50.00
301+ Persons				105.00	105.00	105.00	105.00
Korth Park-Elm Point Rd (Electricity)							
100-300 Persons				65.00	65.00	65.00	65.00
301+ Persons				120.00	120.00	120.00	120.00
Korth Park, Pavilion							
100-300 Persons				110.00	110.00	110.00	110.00
301+ Persons				160.00	160.00	160.00	160.00
Korth Park, Pavilion and Kitchen							
100-300 Persons				185.00	185.00	185.00	185.00
301+ Persons				250.00	250.00	250.00	250.00

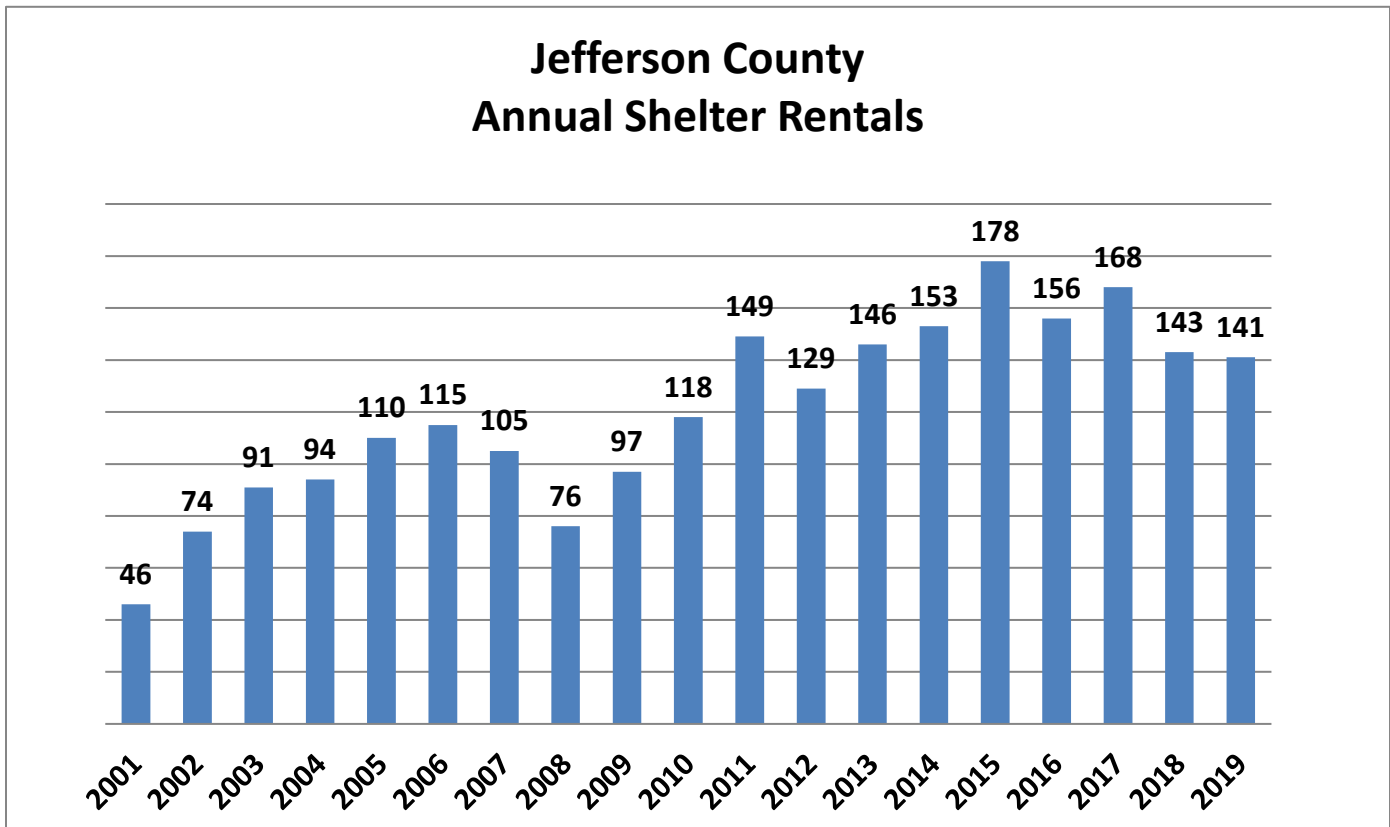
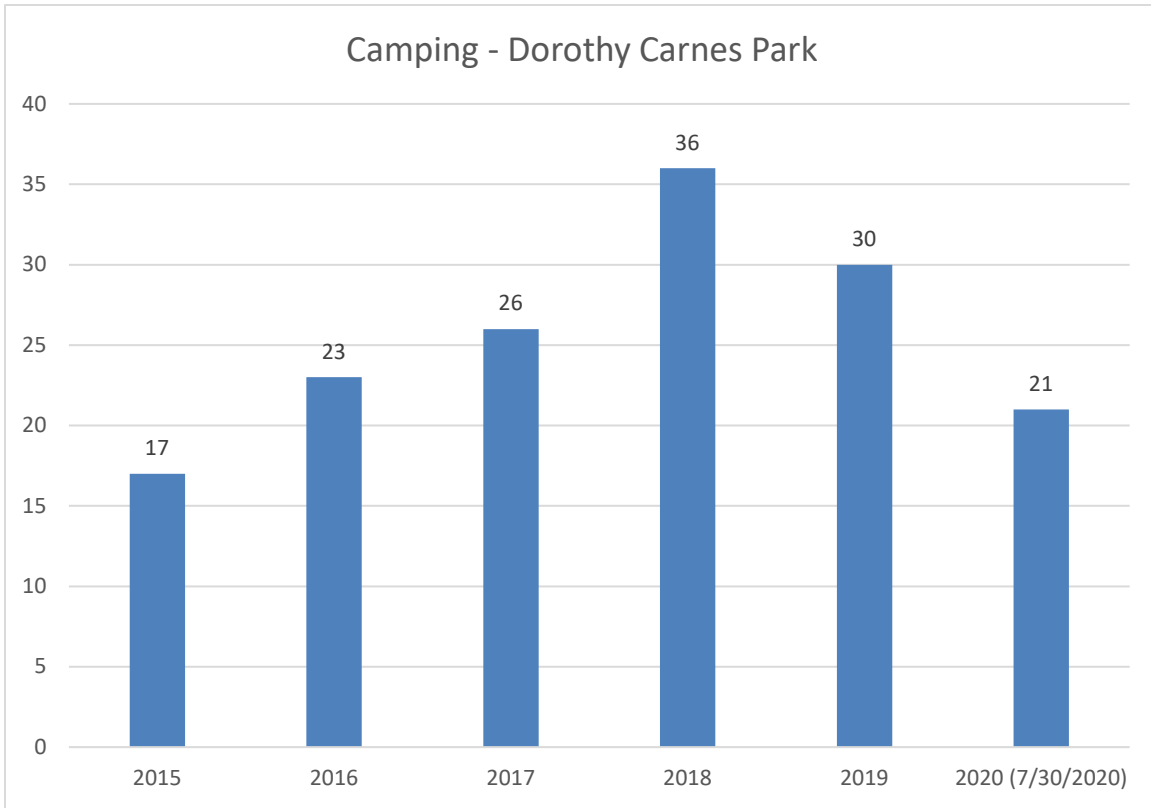
	2014	2015	2016	2017	2018	2019	2020
Pohlmann Park							
100-300 Persons				35.00	35.00	35.00	35.00
301+ Persons				85.00	85.00	85.00	85.00
Rock Lake Park (Lower/Lakeside)							
100-300 Persons				65.00	65.00	65.00	65.00
301+ Persons				120.00	120.00	120.00	120.00
Rock Lake Park (Upper/Hillside)							
100-300 Persons				50.00	50.00	50.00	50.00
301+ Persons				105.00	105.00	105.00	105.00
Rock River Park							
100-300 Persons				35.00	35.00	35.00	35.00
301+ Persons				85.00	85.00	85.00	85.00
Rome Pond Park							
100-300 Persons				50.00	50.00	50.00	50.00
301+ Persons				105.00	105.00	105.00	105.00
Welcome Travelers Park							
100-300 Persons				35.00	35.00	35.00	35.00
301+ Persons				85.00	85.00	85.00	85.00

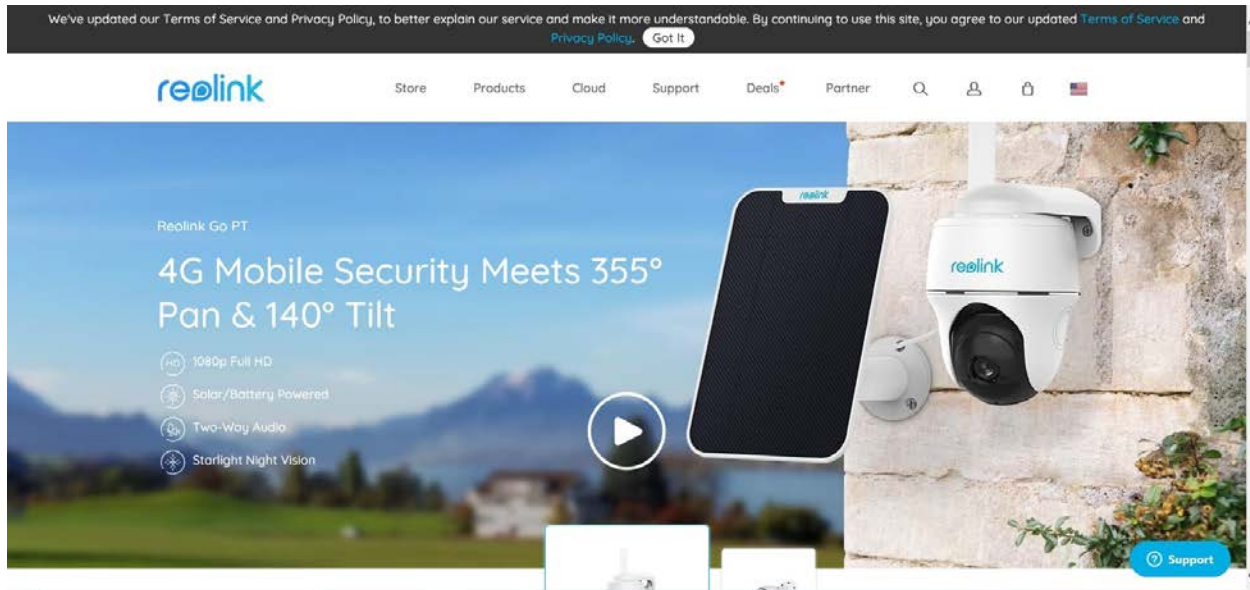
Jefferson County Dog Park Annual Tag Sales



ANNUAL/DAILY DOG PARK FEES

	2014	2015	2016	2017	2018	2019	2020
Annual Tag-1st Dog (County Resident)	\$ 20.00	\$ 25.00	\$ 25.00	\$ 25.00	\$ 25.00	\$ 25.00	\$ 25.00
Annual Tag-1st Dog (Non-County Resident)	\$ 25.00	\$ 30.00	\$ 30.00	\$ 30.00	\$ 30.00	\$ 30.00	\$ 30.00
Annual Tag-Senior Citizen	\$ 10.00	\$ 10.00	\$ 15.00	\$ 15.00	\$ 15.00	\$ 15.00	\$ 15.00
Annual Tag - Disabled				\$ 15.00	\$ 15.00	\$ 15.00	\$ 15.00
Additional Annual Tag (per dog)	\$ 10.00	\$ 10.00	\$ 15.00	\$ 15.00	\$ 15.00	\$ 15.00	\$ 15.00
Additional Annual Tag (Non-County Resident)							\$ 20.00
Replacement Tag	\$ 10.00	\$ 10.00	\$ 10.00	\$ 10.00	\$ 10.00	\$ 10.00	\$ 10.00
Daily Permit (Resident or Non-County Resident)	\$ 5.00	\$ 5.00	\$ 5.00	\$ 5.00	\$ 5.00	\$ 5.00	\$ 5.00





A camera that you can consider for the Park (may need to create a housing and add a GPS tracking for thief and vandalism).

It is a 4G Mobile Network ready, has rechargeable battery and can be optionally powered by solar panel.

Price: \$289pc (solar panel included)

WIFI data: \$40.00 - \$60.00 monthly

08/28/2020
10:14:13

Jefferson County
FLEXIBLE PERIOD REPORT

FROM 2020 01 TO 2020 12

ACCOUNTS FOR:	ORIGINAL APPROP	TRANFRS/ADJSTMTS	REVISED BUDGET	ACTUALS	ENCUMBRANCES	AVAILABLE BUDGET	PCT USED
100 General Fund							
<hr/>							
12801 Parks Department							
12801 411100 General Property Taxes	-775,442	3,500	-771,942	-516,961.36	.00	-254,980.64	67.0%
12801 421001 State Aid	-1,750	-15,000	-16,750	.00	.00	-16,750.00	.0%
12801 421001 22101 State Aid	0	0	0	-440.28	.00	440.28	.0%
12801 421099 Capital State Aid	-10,000	0	-10,000	.00	.00	-10,000.00	.0%
12801 424001 28103 Federal Grants	0	-10,000	-10,000	.00	.00	-10,000.00	.0%
12801 457017 Park Shelter Rental Fees	-11,900	0	-11,900	-6,673.06	.00	-5,226.94	56.1%
12801 457019 Park Shelter Deposits	0	0	0	-1,855.00	.00	1,855.00	.0%
12801 457024 Camping Fees	-40	0	-40	.00	.00	-40.00	.0%
12801 471130 State Billed-Other	0	0	0	-11,249.12	.00	11,249.12	.0%
12801 472007 Municipal Other Charges	0	0	0	-6,036.17	.00	6,036.17	.0%
12801 482011 Rent Garden Plots	-550	0	-550	-720.00	.00	170.00	130.9%
12801 482021 Camping Fee Other	-500	0	-500	-360.18	.00	-139.82	72.0%
12801 483001 Sale Of County Property	-500	0	-500	-338.20	.00	-161.80	67.6%
12801 485200 Donations Restricted	0	0	0	-5,940.63	.00	5,940.63	.0%
12801 511110 Salary-Permanent Regular	181,431	0	181,431	43,640.67	.00	137,790.62	24.1%
12801 511210 Wages-Regular	272,356	0	272,356	156,052.35	.00	116,303.78	57.3%
12801 511210 22101 Wages-Regular	0	0	0	2,359.13	.00	-2,359.13	.0%
12801 511220 Wages-Overtime	3,087	0	3,087	1,397.20	.00	1,689.32	45.3%
12801 511240 Wages-Temporary	13,178	0	13,178	10,738.32	.00	2,439.68	81.5%
12801 511240 22101 Wages-Temporary	0	0	0	1,515.25	.00	-1,515.25	.0%
12801 511330 Wages-Longevity Pay	847	0	847	.00	.00	847.22	.0%
12801 512141 Social Security	32,968	0	32,968	15,915.50	.00	17,052.95	48.3%
12801 512141 22101 Social Security	0	0	0	292.80	.00	-292.80	.0%
12801 512142 Retirement (Employer)	28,330	0	28,330	11,676.54	.00	16,653.52	41.2%
12801 512142 22101 Retirement (Employer)	0	0	0	150.29	.00	-150.29	.0%
12801 512144 Health Insurance	79,759	0	79,759	31,567.11	.00	48,191.99	39.6%
12801 512144 22101 Health Insurance	0	0	0	520.47	.00	-520.47	.0%
12801 512145 Life Insurance	103	0	103	55.78	.00	47.25	54.1%
12801 512145 22101 Life Insurance	0	0	0	.51	.00	-.51	.0%
12801 512146 Workers Compensation	0	0	0	4,308.74	.00	-4,308.74	.0%
12801 512148 Unemployment Compensation	9,412	0	9,412	4,827.40	.00	4,584.60	51.3%
12801 512150 FSA Contribution	11,750	0	11,750	.00	.00	11,750.00	.0%
12801 512151 HSA Contribution	0	0	0	8,131.72	.00	-8,131.72	.0%
12801 512151 22101 HSA Contribution	0	0	0	147.37	.00	-147.37	.0%
12801 512173 Dental Insurance	6,074	0	6,074	2,518.88	.00	3,555.22	41.5%
12801 512173 22101 Dental Insurance	0	0	0	21.98	.00	-21.98	.0%
12801 521219 Other Professional Serv	10,155	35,000	45,155	18,895.84	13,101.00	13,158.16	70.9%
12801 531100 Permits Purchased	583	0	583	627.00	.00	-44.00	107.5%

08/28/2020
10:14:13

Jefferson County
FLEXIBLE PERIOD REPORT

PAGE 2
glflxrpt

FROM 2020 01 TO 2020 12

ACCOUNTS FOR:	ORIGINAL	TRANFRS/	REVISED	ACTUALS	ENCUMBRANCES	AVAILABLE	PCT
100 General Fund	APPROP	ADJSTMTS	BUDGET			BUDGET	USED
12801 531298 United Parcel Service	0	0	0	4.26	.00	-4.26	.0%
12801 531303 Computer Equipmt & Software	1,000	0	1,000	1,266.67	.00	-266.67	126.7%
12801 531311 Postage & Box Rent	400	0	400	158.70	.00	241.30	39.7%
12801 531312 Office Supplies	2,000	0	2,000	389.82	.00	1,610.18	19.5%
12801 531312 22101 Office Supplies	0	0	0	52.77	.00	-52.77	.0%
12801 531313 Printing & Duplicating	1,000	0	1,000	724.58	.00	275.42	72.5%
12801 531313 22101 Printing & Duplicating	0	0	0	51.55	.00	-51.55	.0%
12801 531314 Small Items Of Equipment	6,400	0	6,400	5,118.95	.00	1,281.05	80.0%
12801 531320 Safety Supplies	1,400	0	1,400	1,173.30	.00	226.70	83.8%
12801 531324 Membership Dues	500	0	500	300.00	.00	200.00	60.0%
12801 531326 Advertising	1,800	0	1,800	285.41	.00	1,514.59	15.9%
12801 531346 Clothing & Uniform	900	0	900	.00	.00	900.00	.0%
12801 531348 Educational Supplies	100	0	100	.00	.00	100.00	.0%
12801 531351 Gas/Diesel	20,000	0	20,000	12,521.35	.00	7,478.65	62.6%
12801 532325 Registration	2,395	0	2,395	404.00	.00	1,991.00	16.9%
12801 532332 Mileage	2,000	0	2,000	175.13	.00	1,824.87	8.8%
12801 532335 Meals	200	0	200	10.00	.00	190.00	5.0%
12801 532336 Lodging	900	0	900	170.00	.00	730.00	18.9%
12801 532339 Other Travel & Tolls	30	0	30	.00	.00	30.00	.0%
12801 533221 Water	75	0	75	35.40	.00	39.60	47.2%
12801 533222 Electric	2,500	0	2,500	1,182.52	.00	1,317.48	47.3%
12801 533225 Telephone & Fax	595	0	595	500.69	.00	94.31	84.1%
12801 533236 Wireless Internet	300	0	300	105.14	.00	194.86	35.0%
12801 535232 Graveling	1,500	0	1,500	332.69	.00	1,167.31	22.2%
12801 535242 Maintain Machinery & Equip	10,500	0	10,500	9,233.28	.00	1,266.72	87.9%
12801 535245 Grounds Improvements	30,450	1,500	31,950	10,599.70	.00	21,350.30	33.2%
12801 535245 28103 Grounds Improvements	0	10,000	10,000	.00	9,800.00	200.00	98.0%
12801 535247 Building Repair & Maint	3,000	0	3,000	998.70	.00	2,001.30	33.3%
12801 535249 Sundry Repair	0	0	0	102.00	.00	-102.00	.0%
12801 535297 Refuse Collection	2,500	0	2,500	1,336.23	.00	1,163.77	53.4%
12801 535344 Household & Janitorial Supp	4,000	0	4,000	3,425.69	.00	574.31	85.6%
12801 535344 22101 Household & Janitorial	0	0	0	96.40	.00	-96.40	.0%
12801 535349 Other Supplies	11,500	0	11,500	7,565.59	.00	3,934.41	65.8%
12801 535349 22101 Other Supplies	0	0	0	329.11	.00	-329.11	.0%
12801 535352 Vehicle Parts & Repairs	5,000	0	5,000	221.27	.00	4,778.73	4.4%
12801 536533 Equipment Rent & Lease	4,000	0	4,000	931.93	.00	3,068.07	23.3%
12801 571004 IP Telephony Allocation	381	0	381	349.25	.00	31.75	91.7%
12801 571005 Duplicating Allocation	158	0	158	144.87	.00	13.13	91.7%
12801 571009 MIS PC Group Allocation	6,341	0	6,341	5,812.62	.00	528.38	91.7%
12801 571010 MIS Systems Grp Alloc(ISIS)	6,765	0	6,765	6,201.25	.00	563.75	91.7%
12801 591519 Other Insurance	10,058	0	10,058	8,060.22	.00	1,997.88	80.1%
12801 594810 Capital Equipment	0	0	0	75.00	.00	-75.00	.0%

08/28/2020
10:14:13

Jefferson County
FLEXIBLE PERIOD REPORT

FROM 2020 01 TO 2020 12

ACCOUNTS FOR:
100 General Fund

	ORIGINAL APPROP	TRANFRS/ ADJSTMTS	REVISED BUDGET	ACTUALS	ENCUMBRANCES	AVAILABLE BUDGET	PCT USED
12801 594821 Capital Improvement Land	10,000	23,800	33,800	.00	.00	33,800.00	.0%
12801 699999 Budgetary Fund Balance	0	-48,800	-48,800	.00	.00	-48,800.00	.0%
TOTAL Parks Department	0	0	0	-154,767.11	22,901.00	131,866.11	.0%

08/28/2020
10:14:13

Jefferson County
FLEXIBLE PERIOD REPORT

FROM 2020 01 TO 2020 12

ACCOUNTS FOR:
100 General Fund

ORIGINAL APPROP	TRANFRS/ ADJSTMTS	REVISED BUDGET	ACTUALS	ENCUMBRANCES	AVAILABLE BUDGET	PCT USED
--------------------	----------------------	-------------------	---------	--------------	---------------------	-------------

12802 Carol Liddle Fund

12802 481099 Capital Interest & Dividends	0	0	0	-382.41	.00	382.41	.0%
12802 594960 Capital Reserve	84,230	1,897	86,128	.00	.00	86,127.68	.0%
12802 699800 Resv Applied Capital	-84,230	-1,897	-86,128	.00	.00	-86,127.68	.0%
TOTAL Carol Liddle Fund	0	0	0	-382.41	.00	382.41	.0%

08/28/2020
10:14:14

Jefferson County
FLEXIBLE PERIOD REPORT

FROM 2020 01 TO 2020 12

ACCOUNTS FOR:
100 General Fund

ORIGINAL APPROP	TRANFRS/ ADJSTMTS	REVISED BUDGET	ACTUALS	ENCUMBRANCES	AVAILABLE BUDGET	PCT USED
--------------------	----------------------	-------------------	---------	--------------	---------------------	-------------

12803 Carlin Weld Park Trust

12803 535245 Grounds Improvements	10,000	0	10,000	3,645.00	.00	6,355.00	36.5%
12803 594950 Operating Reserve	0	-990	-990	.00	.00	-990.01	.0%
12803 699700 Resv Applied Operating	-10,000	990	-9,010	.00	.00	-9,009.99	.0%
TOTAL Carlin Weld Park Trust	0	0	0	3,645.00	.00	-3,645.00	.0%

08/28/2020
10:14:14

Jefferson County
FLEXIBLE PERIOD REPORT

FROM 2020 01 TO 2020 12

ACCOUNTS FOR:
100 General Fund

ORIGINAL APPROP	TRANFRS/ ADJSTMTS	REVISED BUDGET	ACTUALS	ENCUMBRANCES	AVAILABLE BUDGET	PCT USED
--------------------	----------------------	-------------------	---------	--------------	---------------------	-------------

12804 Korth Park Development

12804 485200 Donations Restricted	0	-337,500	-337,500	.00	.00	-337,500.00	.0%
12804 594808 Capital Land	0	450,000	450,000	.00	.00	450,000.00	.0%
12804 699999 Budgetary Fund Balance	0	-112,500	-112,500	.00	.00	-112,500.00	.0%
TOTAL Korth Park Development	0	0	0	.00	.00	.00	.0%

08/28/2020
10:14:14

Jefferson County
FLEXIBLE PERIOD REPORT

FROM 2020 01 TO 2020 12

ACCOUNTS FOR:
100 General Fund

ORIGINAL APPROP	TRANFRS/ ADJSTMTS	REVISED BUDGET	ACTUALS	ENCUMBRANCES	AVAILABLE BUDGET	PCT USED
--------------------	----------------------	-------------------	---------	--------------	---------------------	-------------

12805 Carnes Park Development

12805 421001 State Aid	0	-7,380	-7,380	.00	.00	-7,380.00	.0%
12805 482002 Rent Of County Property	-23,560	0	-23,560	-11,780.00	.00	-11,780.00	50.0%
12805 535232 Graveling	0	0	0	44.40	.00	-44.40	.0%
12805 594821 Capital Improvement Land	0	14,760	14,760	12,826.00	.00	1,934.00	86.9%
12805 594950 Operating Reserve	213,064	16,328	229,392	.00	.00	229,391.91	.0%
12805 699700 Resv Applied Operating	-189,504	-23,708	-213,212	.00	.00	-213,211.91	.0%
TOTAL Carnes Park Development	0	0	0	1,090.40	.00	-1,090.40	.0%

08/28/2020
10:14:14

Jefferson County
FLEXIBLE PERIOD REPORT

PAGE 8
giflrxprt

FROM 2020 01 TO 2020 12

ACCOUNTS FOR:	ORIGINAL	TRANFRS/	REVISED	ACTUALS	ENCUMBRANCES	AVAILABLE	PCT
100 General Fund	APPROP	ADJSTMTS	BUDGET			BUDGET	USED
<hr/>							
12806 Parks Building							
12806 411100 General Property Taxes	-17,884	-3,500	-21,384	-11,922.64	.00	-9,461.36	55.8%
12806 521219 Other Professional Serv	150	0	150	802.76	.00	-652.76	535.2%
12806 531302 Building & Maint Equipment	1,000	0	1,000	7,290.00	.00	-6,290.00	729.0%
12806 531351 Gas/Diesel	3,000	0	3,000	.00	.00	3,000.00	.0%
12806 533221 Water	1,200	0	1,200	540.99	.00	659.01	45.1%
12806 533222 Electric	5,000	0	5,000	2,826.37	.00	2,173.63	56.5%
12806 533223 Sewer	1,200	0	1,200	553.20	.00	646.80	46.1%
12806 533224 Natural Gas	1,000	0	1,000	1,257.69	.00	-257.69	125.8%
12806 533225 Telephone & Fax	600	0	600	560.34	.00	39.66	93.4%
12806 533235 Storm Water Utility	775	0	775	410.52	.00	364.48	53.0%
12806 533236 Wireless Internet	400	0	400	410.04	.00	-10.04	102.5%
12806 535232 Graveling	0	0	0	62.40	.00	-62.40	.0%
12806 535242 Maintain Machinery & Equip	1,500	3,500	5,000	1,780.76	.00	3,219.24	35.6%
12806 535246 Building Service & Maint	0	0	0	459.00	.00	-459.00	.0%
12806 535349 Other Supplies	100	0	100	809.01	.00	-709.01	809.0%
12806 591519 Other Insurance	1,959	0	1,959	1,420.22	.00	538.78	72.5%
TOTAL Parks Building	0	0	0	7,260.66	.00	-7,260.66	.0%

08/28/2020
10:14:14

Jefferson County
FLEXIBLE PERIOD REPORT

FROM 2020 01 TO 2020 12

ACCOUNTS FOR:
100 General Fund

ORIGINAL APPROP	TRANFRS/ ADJSTMTS	REVISED BUDGET	ACTUALS	ENCUMBRANCES	AVAILABLE BUDGET	PCT USED
--------------------	----------------------	-------------------	---------	--------------	---------------------	-------------

12807 Garman Nature Preserve

12807 485200 Donations Restricted	-155,872	0	-155,872	.00	.00	-155,872.00	.0%
12807 521219 Other Professional Serv	77,872	0	77,872	2,288.00	15,000.00	60,584.00	22.2%
12807 535245 Grounds Improvements	28,000	0	28,000	.00	.00	28,000.00	.0%
12807 594821 Capital Improvement Land	50,000	0	50,000	30,000.00	.00	20,000.00	60.0%
12807 594950 Operating Reserve	0	27,029	27,029	.00	.00	27,028.77	.0%
12807 699700 Resv Applied Operating	0	-27,029	-27,029	.00	.00	-27,028.77	.0%
TOTAL Garman Nature Preserve	0	0	0	32,288.00	15,000.00	-47,288.00	.0%

08/28/2020
10:14:14

Jefferson County
FLEXIBLE PERIOD REPORT

PAGE 10
glflxrpt

FROM 2020 01 TO 2020 12

ACCOUNTS FOR:
100 General Fund

	ORIGINAL APPROP	TRANFRS/ ADJSTMTS	REVISED BUDGET	ACTUALS	ENCUMBRANCES	AVAILABLE BUDGET	PCT USED
<hr/>							
12808 Glacial Heritage Development							
12808 421099 Capital State Aid	-17,500	0	-17,500	.00	.00	-17,500.00	.0%
12808 531313 Printing & Duplicating	16,945	0	16,945	.00	.00	16,945.00	.0%
12808 594821 Capital Improvement Land	30,000	0	30,000	30,953.58	.00	-953.58	103.2%
12808 594950 Operating Reserve	0	18,445	18,445	.00	.00	18,445.00	.0%
12808 699700 Resv Applied Operating	-16,945	-18,445	-35,390	.00	.00	-35,390.00	.0%
TOTAL Glacial Heritage Development	12,500	0	12,500	30,953.58	.00	-18,453.58	247.6%

08/28/2020
10:14:14

Jefferson County
FLEXIBLE PERIOD REPORT

FROM 2020 01 TO 2020 12

ACCOUNTS FOR:
100 General Fund

ORIGINAL APPROP	TRANFRS/ ADJSTMTS	REVISED BUDGET	ACTUALS	ENCUMBRANCES	AVAILABLE BUDGET	PCT USED
--------------------	----------------------	-------------------	---------	--------------	---------------------	-------------

12809 Snowmobile Trails

12809 421001 State Aid	-57,210	0	-57,210	.00	.00	-57,210.00	.0%
12809 535245 Grounds Improvements	57,210	0	57,210	47,270.45	.00	9,939.55	82.6%
12809 535349 Other Supplies	0	0	0	2,083.30	.00	-2,083.30	.0%
TOTAL Snowmobile Trails	0	0	0	49,353.75	.00	-49,353.75	.0%

08/28/2020
10:14:14

Jefferson County
FLEXIBLE PERIOD REPORT

FROM 2020 01 TO 2020 12

ACCOUNTS FOR: 100 General Fund	ORIGINAL APPROP	TRANFRS/ ADJSTMTS	REVISED BUDGET	ACTUALS	ENCUMBRANCES	AVAILABLE BUDGET	PCT USED
<hr/>							
12810 Bike Trails							
12810 421099 28101 Capital State Aid	0	-620,347	-620,347	.00	.00	-620,347.48	.0%
12810 485200 Donations Restricted	0	0	0	-10.57	.00	10.57	.0%
12810 485200 28101 Donations Restricted	0	0	0	-7,600.00	.00	7,600.00	.0%
12810 535245 Grounds Improvements	0	0	0	34.90	.00	-34.90	.0%
12810 535349 Other Supplies	0	0	0	76.56	.00	-76.56	.0%
12810 594821 Capital Improvement Land	0	4,168	4,168	.00	.00	4,167.70	.0%
12810 594821 28101 Capital Improvement Lan	0	1,170,347	1,170,347	49,352.26	7,448.22	1,113,547.00	4.9%
12810 594950 Operating Reserve	94,408	0	94,408	.00	.00	94,408.00	.0%
12810 699700 Resv Applied Operating	-94,408	0	-94,408	.00	.00	-94,408.00	.0%
12810 699800 Resv Applied Capital	0	-4,168	-4,168	.00	.00	-4,167.70	.0%
12810 699999 Budgetary Fund Balance	0	-550,000	-550,000	.00	.00	-550,000.00	.0%
TOTAL Bike Trails	0	0	0	41,853.15	7,448.22	-49,301.37	.0%

08/28/2020
10:14:14

Jefferson County
FLEXIBLE PERIOD REPORT

PAGE 13
gflflxprt

FROM 2020 01 TO 2020 12

ACCOUNTS FOR: 100 General Fund	ORIGINAL APPROP	TRANFRS/ ADJSTMTS	REVISED BUDGET	ACTUALS	ENCUMBRANCES	AVAILABLE BUDGET	PCT USED
12811 Dog Park							
12811 451038 Daily Permit Fees	-5,000	0	-5,000	-1,583.37	.00	-3,416.63	31.7%
12811 451039 Annual Permit Fees	-32,000	0	-32,000	-25,015.14	.00	-6,984.86	78.2%
12811 485200 Donations Restricted	0	0	0	-2,306.58	.00	2,306.58	.0%
12811 511210 Wages-Regular	24,034	0	24,034	14,904.67	.00	9,129.01	62.0%
12811 511210 22101 Wages-Regular	0	0	0	3,381.39	.00	-3,381.39	.0%
12811 512141 Social Security	1,826	0	1,826	1,108.11	.00	718.13	60.7%
12811 512141 22101 Social Security	0	0	0	258.69	.00	-258.69	.0%
12811 512142 Retirement (Employer)	1,622	0	1,622	1,006.10	.00	616.14	62.0%
12811 512142 22101 Retirement (Employer)	0	0	0	228.24	.00	-228.24	.0%
12811 512144 Health Insurance	3,857	0	3,857	899.92	.00	2,956.89	23.3%
12811 512145 Life Insurance	22	0	22	11.24	.00	10.60	51.5%
12811 512145 22101 Life Insurance	0	0	0	2.96	.00	-2.96	.0%
12811 512148 Unemployment Compensation	3,120	0	3,120	2,360.00	.00	760.00	75.6%
12811 512150 FSA Contribution	500	0	500	.00	.00	500.00	.0%
12811 512173 Dental Insurance	276	0	276	75.25	.00	200.75	27.3%
12811 531311 Postage & Box Rent	1,000	0	1,000	375.33	.00	624.67	37.5%
12811 531313 Printing & Duplicating	500	0	500	175.74	.00	324.26	35.1%
12811 531314 Small Items Of Equipment	250	0	250	.00	.00	250.00	.0%
12811 533236 Wireless Internet	480	0	480	105.14	.00	374.86	21.9%
12811 535232 Graveling	0	0	0	151.50	.00	-151.50	.0%
12811 535242 Maintain Machinery & Equip	0	0	0	197.19	.00	-197.19	.0%
12811 535245 Grounds Improvements	1,500	0	1,500	292.98	.00	1,207.02	19.5%
12811 535297 Refuse Collection	720	0	720	421.05	.00	298.95	58.5%
12811 535349 Other Supplies	4,000	0	4,000	4,118.46	.00	-118.46	103.0%
12811 535352 Vehicle Parts & Repairs	0	0	0	57.26	.00	-57.26	.0%
12811 571005 Duplicating Allocation	819	0	819	750.75	.00	68.25	91.7%
12811 571009 MIS PC Group Allocation	1,057	0	1,057	968.88	.00	88.12	91.7%
12811 571010 MIS Systems Grp Alloc(ISIS)	498	0	498	456.50	.00	41.50	91.7%
12811 591519 Other Insurance	412	0	412	319.70	.00	92.49	77.6%
12811 594821 Capital Improvement Land	20,000	0	20,000	20,860.00	.00	-860.00	104.3%
12811 594950 Operating Reserve	13,666	65,343	79,009	.00	.00	79,009.37	.0%
12811 699992 Balance Forward Prior Year	-43,159	-65,343	-108,502	.00	.00	-108,502.37	.0%
TOTAL Dog Park	0	0	0	24,581.96	.00	-24,581.96	.0%

08/28/2020
10:14:14

Jefferson County
FLEXIBLE PERIOD REPORT

PAGE 14
g1flxrpt

FROM 2020 01 TO 2020 12

ACCOUNTS FOR:	ORIGINAL	TRANFRS/	REVISED	ACTUALS	ENCUMBRANCES	AVAILABLE	PCT
100 General Fund	APPROP	ADJSTMTS	BUDGET			BUDGET	USED
<hr/>							
12812 Grounds Keeping							
12812 474119 Courthouse Interdepart Billed	-13,702	0	-13,702	-6,040.96	.00	-7,661.04	44.1%
12812 474150 Human Services Billed	-18,162	0	-18,162	-6,257.47	.00	-11,904.53	34.5%
12812 474169 Fair Billed	-25,620	0	-25,620	-13,412.62	.00	-12,207.38	52.4%
12812 474170 Land Conservation Billed	-425	0	-425	-558.23	.00	133.23	131.3%
12812 474175 Highway Billed	-9,701	0	-9,701	-5,819.79	.00	-3,881.21	60.0%
12812 483004 Sale Salvage & Waste	-13,500	0	-13,500	.00	.00	-13,500.00	.0%
12812 511110 Salary-Permanent Regular	3,828	0	3,828	2,296.88	.00	1,531.23	60.0%
12812 511210 Wages-Regular	32,367	0	32,367	17,419.47	.00	14,947.98	53.8%
12812 511220 Wages-Overtime	0	0	0	7.15	.00	-7.15	.0%
12812 511240 Wages-Temporary	0	0	0	387.75	.00	-387.75	.0%
12812 511330 Wages-Longevity Pay	40	0	40	.00	.00	39.66	.0%
12812 512141 Social Security	2,758	0	2,758	1,527.69	.00	1,230.55	55.4%
12812 512142 Retirement (Employer)	1,807	0	1,807	954.81	.00	852.03	52.8%
12812 512144 Health Insurance	4,320	0	4,320	2,253.18	.00	2,066.48	52.2%
12812 512145 Life Insurance	8	0	8	3.69	.00	4.16	47.0%
12812 512148 Unemployment Compensation	2,023	0	2,023	2,160.60	.00	-137.79	106.8%
12812 512150 FSA Contribution	750	0	750	.00	.00	750.00	.0%
12812 512151 HSA Contribution	0	0	0	470.91	.00	-470.91	.0%
12812 512173 Dental Insurance	352	0	352	178.31	.00	173.59	50.7%
12812 521219 Other Professional Serv	500	0	500	.00	.00	500.00	.0%
12812 531314 Small Items Of Equipment	400	0	400	.00	.00	400.00	.0%
12812 531320 Safety Supplies	600	0	600	.00	.00	600.00	.0%
12812 531351 Gas/Diesel	4,850	0	4,850	2,210.78	.00	2,639.22	45.6%
12812 535242 Maintain Machinery & Equip	1,000	0	1,000	2,463.02	.00	-1,463.02	246.3%
12812 535245 Grounds Improvements	5,000	0	5,000	244.05	.00	4,755.95	4.9%
12812 535249 Sundry Repair	0	0	0	158.40	.00	-158.40	.0%
12812 535349 Other Supplies	3,500	0	3,500	827.32	.00	2,672.68	23.6%
12812 535352 Vehicle Parts & Repairs	1,200	0	1,200	135.94	.00	1,064.06	11.3%
12812 536533 Equipment Rent & Lease	300	0	300	.00	.00	300.00	.0%
12812 571010 MIS Systems Grp Alloc(ISIS)	651	0	651	596.75	.00	54.25	91.7%
12812 591519 Other Insurance	1,356	0	1,356	1,000.67	.00	355.81	73.8%
12812 594810 Capital Equipment	80,370	0	80,370	35,768.40	.00	44,601.60	44.5%
12812 594811 Capital Automobiles	52,000	0	52,000	.00	.00	52,000.00	.0%
TOTAL Grounds Keeping	118,870	0	118,870	38,976.70	.00	79,893.30	32.8%

08/28/2020
10:14:14

Jefferson County
FLEXIBLE PERIOD REPORT

PAGE 15
gflxrpt

FROM 2020 01 TO 2020 12

ACCOUNTS FOR:
100 General Fund

ORIGINAL APPROP	TRANFRS/ ADJSTMTS	REVISED BUDGET	ACTUALS	ENCUMBRANCES	AVAILABLE BUDGET	PCT USED
--------------------	----------------------	-------------------	---------	--------------	---------------------	-------------

12813 Flood Mitigation Prop Maint

12813 411100 General Property Taxes	-45,870	0	-45,870	-30,580.00	.00	-15,290.00	66.7%
12813 521219 Other Professional Serv	0	10,000	10,000	.00	.00	10,000.00	.0%
12813 521220 Consultant	25,000	0	25,000	.00	.00	25,000.00	.0%
12813 535245 Grounds Improvements	20,870	0	20,870	.00	.00	20,870.00	.0%
12813 699999 Budgetary Fund Balance	0	-10,000	-10,000	.00	.00	-10,000.00	.0%
TOTAL Flood Mitigation Prop Maint	0	0	0	-30,580.00	.00	30,580.00	.0%
TOTAL General Fund	131,370	0	131,370	44,273.68	45,349.22	41,747.10	68.2%
TOTAL REVENUES	-1,674,935	-1,851,127	-3,526,062	-673,843.78	.00	-2,852,218.12	
TOTAL EXPENSES	1,806,305	1,851,127	3,657,432	718,117.46	45,349.22	2,893,965.22	

08/28/2020
10:14:14

Jefferson County
FLEXIBLE PERIOD REPORT

FROM 2020 01 TO 2020 12

	ORIGINAL APPROP	TRANFRS/ ADJSTMTS	REVISED BUDGET	ACTUALS	ENCUMBRANCES	AVAILABLE BUDGET	PCT USED
GRAND TOTAL	131,370	0	131,370	44,273.68	45,349.22	41,747.10	68.2%